



OCTOBER 2025

# Petal Pusher

## UPCOMING EVENTS

### General Meeting

Monday, October 27, 2025

Messiah Lutheran Church

\*Please Note - Evening Meeting

5:30 PM Social Refreshment Time

6:00 PM Membership Meeting

6:30 PM Program - The Fascinating

World of Physic, Medicinal, and

Poison Gardens

### Louisiana Iris Sale

Saturday, November 8, 2025

9:00 AM - 1:00 PM

Coastal Georgia Botanical Gardens

2 Canebrake Road

Savannah, GA 31419

### Field Trip

Thursday, November 13, 2025

8:30 AM - 4:30 PM

Woodpecker Trail Olive Farm

2437 SR-121

Glenville, GA. 30427

\*meet at the Methodist Church -

8:30 AM to carpool

### November General Meeting

Monday, November 17, 2025

Messiah Lutheran Church

9:15 Meet and Greet

10:00 AM Membership Meeting

10:45 Program - One Hundred Miles

Protecting Georgia's 100-Mile Coast



THE LANDINGS  
GARDEN CLUB

Beautification, Conservation, Education

### President's Message

Fall has always been my favorite season. Having lived in the Northeast for many years, I eagerly anticipated the stunning transformation of colors in the trees. For those unfamiliar with the region, the maple trees present an incredible spectrum of hues that can only be found in nature. The crisp breezes, combined with a hint of warmth from the sun during the day and the coolness of the evenings, are truly invigorating.

After spending eleven years here at The Landings, my appreciation for the changing seasons has deepened. Fall remains my cherished time of year, as we transition from the heat of summer to a gentle breeze that evokes memories of warmer days. The gardens rejuvenate, recovering from the intense sun and heat. This season propels us into the festive holiday period, beginning with the creativity of Halloween and continuing through Thanksgiving, Christmas, Hanukkah, and New Year's!

October is a bustling month for The Landings Garden Club, filled with garden tours, field trips, and membership meetings. Our Program Committee has lined up an exciting agenda featuring fantastic speakers. It is thanks to all of you, our members, that this club thrives. You expressed a desire for more events, and we listened. I am delighted to welcome new members who bring a variety of interests to our group. We invite both new and seasoned members to join us for an exciting year ahead.

Welcome!

Gayle

Inspire to Grow Through Beautification, Preservation,  
Conservation, & Education



# Membership

Submitted by Faye Clark & Elizabeth Eggert



The Membership Committee is pleased to announce the addition of four new members in September: Maury Almy, Carol Barrett, Fran Johnson, and Leslie Shape. We look forward to getting to know each of you better. Welcome to our club!

To foster a welcoming environment for our members, we have organized several social events this month. Gayle Ridgway kindly hosted a tea for new members, and Faye Clark and her husband arranged an evening happy hour at their home, which included spouses and partners. Both gatherings were well-attended and enjoyable for everyone. Please keep an eye on your Evites for more upcoming events.

Several individuals were uncertain about the committees they signed up for, so we have published and distributed a list via club email. We will continue to update and monitor this list for future reference. If you are not listed or wish to be removed from a committee, please reach out to the Membership Co-Chairs, Elizabeth Eggert or Faye Clark. their contact information is in your 2025-2026 Yearbook. As a reminder, active members are required to serve on at least one committee.

Fall is a vibrant and engaging time for our club, with committee participation at the core of all our projects. We eagerly anticipate a fun and informative year ahead so let's all get involved!



## Blue Star Memorial Marker



*A sincere "Thank-You" to Lisa Hall, Anne Gardner and Barbra Martin for their efforts in enhancing and maintaining the landscaping surrounding the Blue Star Memorial Marker, which stands proudly at the front entrance of the TLA. The Blue Star Memorial By-Way Marker was erected on May 30, 2008. It was generously gifted by The Landings Garden Club as a tribute to the Armed Forces of America.*

### HISTORY

The Blue Star Memorial Marker Program of the National Garden Clubs, Inc., began in 1945 to honor the men and women serving in the Armed Forces during World War II. The name was chosen for the star on flags displayed in homes and businesses denoting a family member serving. The Blue Star Memorial Program grew to extend thousands of miles across the continental U.S., Alaska, and Hawaii. All men and women who have served, are serving or will serve in the Armed Forces of the United States are included. Markers continue to be dedicated each year on highways, Veteran's facilities, National Cemeteries, parks, and civic sites showing our deep appreciation for those who defend our country.



***We are seeking 2 to 3 individuals to take on the responsibility of regular monument maintenance. If you're interested in volunteering, please email: [landingsgardenclub@gmail.com](mailto:landingsgardenclub@gmail.com)***

## Fund Raising Submitted by Barbara Martin

### *Holiday Bow Sales, A Tradition of Giving Back*

Thirty-six years ago, the Landings Garden Club launched a fundraiser to support the Garden Club of America's goals of Education, Conservation, and Beautification. A group of club members decided to create large, red velvet bows to adorn mailboxes, light posts, and homes throughout The Landings. The Ways and Means Committee purchased the ribbon, crafted the bows, and stuffed flyers into every mailbox on the island to advertise where and how to purchase these beautiful bows, for just \$5.00 each. The inaugural year was a tremendous success, resulting in net sales of \$1,500, and we adopted the motto "A Bow on Every Mailbox." This slogan became a staple in our future promotions, helping to further boost sales.

Since 1989, we've expanded our selection to include various sizes and colors. Recently, there has been a renewed interest in reviving our motto, "A Bow on Every Mailbox," as we encourage homeowners to once again adorn their mailboxes and homes with red velvet bows.

As part of this fundraising effort, let's spread the word and inspire all our neighbors to join in the tradition by placing a red bow on every mailbox!



## Garden Club of Georgia - Educating Future Leaders Submitted by Lisa Hall, Immediate Past President, GCG Supporting Horticulture Education Through Scholarship

*One of the key annual initiatives of The Garden Club of Georgia, Inc. (GCG) is to provide scholarships to college students in Georgia who are majoring in horticulture-related fields at accredited institutions. Over the past two years, we have achieved a remarkable milestone by raising a record-breaking \$175,000 for these scholarships!*

*Last Year, The Landings Garden Club proudly honored Pat Barry by contributing \$1,000 towards this cause. Many of us are familiar with the talented young woman who benefitted from our donation and additional funds collected by GCG, totaling \$5,000. Her name is Alana Edwards, a former UGA Extension Agent who spearheaded the Master Gardener Program for Chatham County. She shared her insights with us during our September 2022 meeting. Alana is currently a graduate student collaborating with Sherri Dorn, the state director of the Master Gardener Program at UGA.*

*Congratulations to Alana! Let's continue to support this vital initiative.*

*Congratulations!*



# Sparrow Field

## Submitted by Dawn Cordo



October has arrived, and Sparrow Field is ablaze with the vibrant colors of autumn. The swamp sunflowers shine in brilliant yellow, harmoniously paired with the purples and oranges of surrounding flora. We've trimmed our milkweed to support the migrating monarchs on their journey to Mexico, and will eagerly await their return in the spring.

Nature is flourishing! Recently, we encountered the rare Pipevine Swallowtail caterpillar, a six-legged fishing spider, and much more. To view additional photos of our documented discoveries, please visit [skidawayaudubon.org](http://skidawayaudubon.org), click on Projects, then Sparrow Field, and scroll down to the Pollinator Berm section. Each day brings exciting new findings.

As we near the end of the season, our garden shed has been organized, and tools are sharpened. The gazebo has been repaired, cleaned, and stained. The kiosk now reflects the latest updates and happenings. Our bee colonies are routinely monitored, and while we will soon transition to bi-weekly visits, we continue weeding, but at a reduced pace.

Sparrow Field invites visitors daily to bask in the beauty of nature. If you're interested in joining our team, please contact Dawn Cordo at [cordodawn@gmail.com](mailto:cordodawn@gmail.com).


Pipevine Swallowtail Caterpillar



Fishing Spider



Audubon Craftsmen



## It's Time to Plant Fall Bulbs in Coastal Georgia

### Imagine a flowing river of daffodils at The Landings!

This year, we are excited to offer two distinct varieties: Fortune and Sempre Avanti. The good news is that both thrive in our coastal climate and are resistant to squirrels and deer.

#### **Fortune Daffodil**

- Features a large, 4-inch brilliant yellow flower with an orange cup.
- Grows to a height of 18 inches, adding joy to your garden and making delightful cut flower arrangements.



#### **Sempre Avanti Daffodil**

- Displays a large white fragrant flower accompanied by a cheerful orange cup.
- Also reaches 18 inches in height, bringing vibrant color to your spring garden.



#### **Growing Tips**

- All daffodils flourish best in full sun (at least 6 hrs. of sunlight daily).
- Ensure well-drained soil; avoid planting in areas where water collects or stands.
- Allow the foliage to die back naturally (turning brown and falling to the ground) after blooming so they can return next year, as they store energy in the bulbs through this process.

#### **Planting Instructions**

- Plant bulbs 6 inches deep and 4-6 inches apart.
- It's best to plant in groups of at least 3-5 bulbs for a burst of color and they naturalize easily.

Bulbs are available in packs of 10 for \$10.00. Please denote which bulbs you would like and make checks payable to The Landings Garden Club. All orders must be paid for by November 5, 2025. For questions regarding order procedures, contact Vicki Menke.

# Birds and Conservation

## Submitted by Angie Stewart

### Lights Out Savannah & Birdcast - Help Migrating Birds

Each spring and fall, millions of birds migrate through Coastal Georgia under the cloak of night. However, artificial lighting from buildings can disorient these birds, leading to fatal collisions. Lights Out Savannah is part of a national campaign that encourages homeowners and businesses to reduce non-essential outdoor lighting during peak migration months. By simply turning off decorative lights, closing blinds, or using downward-facing fixtures, we can help save thousands of birds on their arduous journeys.

To monitor these migrations in real time, birdwatchers and conservationists utilize BirdCast, a project from the Cornell Lab of Ornithology. By employing radar and forecasting models, BirdCast predicts nightly bird migration traffic, often revealing hundreds of thousands of birds soaring over Savannah on peak nights. Checking BirdCast before heading outside not only adds a sense of wonder but also highlights the importance of safeguarding these nocturnal travelers.

By taking small actions, such as supporting Lights Out Savannah and following BirdCast, we can work together to ensure that our skies remain safe corridors for the incredible migrations taking place above us.



#### Lights Out Savannah & BirdCast Turn Off the Lights

- Switch off outdoor & decorative lights 11 PM - 6 AM during spring & fall migrations.
- Close Blinds & Curtains at night.
- Use motion sensors or downward-facing fixtures.

#### Check BirdCast



- Visit [birdcast.info](http://birdcast.info) for nightly migration forecasts.
- Watch real-time radar showing how many birds fly over Savannah.
- Share forecasts with neighbors, friends, and garden club members.
- *Every darkened light helps birds find their way safely through Coastal Georgia nights.*

## Public Relations

### Submitted by Joni Brownstein

- Due to privacy concerns, only Garden Club general membership meetings will be publicized in The Skinnie, TWATL, Skidaway Neighbors, and on the TLA website. Special events will be publicized if requested by the Committee Chair, the President, and / or the Board
- On September 30, I met with Beth Weathers, of the Ways and Means Committee, to review how bow sales were publicized in the past and what we will do for this year. Beth will provide sale dates and bow details for publicity, and then I will contact the media sites mentioned above. We will use same format as in prior years, with pictures, dates, and text.

# Birds and Conservation

Angie Stewart

## Bird of the Month: Rusty Blackbird

*The Rusty Blackbird has experienced a staggering decline of 85-95% in its population since the 1960s, making it one of the most dramatically affected birds in North America. While the exact causes remain uncertain, the loss of wooded freshwater wetlands in the Southeast is a significant contributor.*



*The wetlands surrounding Savannah Christian Preparatory School (SCPS) have become an essential wintering habitat. In 2015, birdwatchers recorded nearly 400 Rusty Blackbirds in a single flock, marking the largest known gathering in our region.*

*A few years ago, the Ogeechee Audubon took part in a Fall Bird Count on the SCPS campus, where we observed at least 28 of these Rusty Blackbirds—a remarkable sight considering the alarming decline of this species.*

*Ogeechee Audubon continues to keep a close watch on these birds through regular surveys and shares data on eBird, along with providing conservation and educational support to SCPS. Their efforts ensure that our local initiatives contribute to a broader research aimed at protecting this vulnerable species. To learn more visit: [rustyblackbird.org](http://rustyblackbird.org) or <https://ebird.org/species/rusbla/L1977680>*



## HERE'S THE LATEST BUZZ ON THE YELLOW-LEGGED HORNET (VESPA VELUTINA)



Stay vigilant for these hornets! A nest was discovered at Sunrise Park close to Delegal Road two years ago.

To find out more information or to report a sighting, please visit:

<https://agr.georgia.gov/yellow-legged-hornet>

The Yellow-legged hornet, native to Asia, continues to make its way across Georgia. This hornet shares a life cycle similar to that of yellow jackets, with all males dying off during the cold winters. A single hornet's nest can house anywhere from 50 to 500 queens.

In spring, the queens emerge from the nest and establish small nests. During this time, the males are born. Around July or August, the queen relocates to build a significantly larger nest. These expansive nests can often be found under bridges and high up in pine trees.


To construct their nests, they chew the bark of trees, giving it a brown hue and a texture reminiscent of cardboard. Notably, these nests are exceptionally sturdy and differ from other hornets' nests by featuring only one entry and exit point, which is quite large and located at the top.

This aggressive insect poses a serious concern due to its predation on honey bees, which are crucial for the pollination of agricultural crops. When a honey bee hive is attacked by these hornets, it can suffer a loss of approximately 25% in honey production.

# The Landings Garden Club - Community Board

This and That, Tidbits of Interest...

## Gayle's Spooktacular Halloween Ghost Submitted by Gayle Ridgway



I had the heartwarming opportunity to spend a week with my grandkids in NYC, where I brought along some crafts to prepare for Halloween. We had a blast creating these simple spooky ghostly decorations.



Here's what you'll need:

- Tall soda bottle or can – one for each ghost
- 20" pre-cut cheesecloth squares – two squares per ghost
- Small plastic ball – one for each ghost, to serve as formation of their head
- Two pipe cleaners per ghost – to wrap around the can or bottle for arms
- ⅓ cup Mod Podge non-toxic glue; mixed with ½ cup water
- Disposable plastic tub – for mixing the Mod Podge

Directions:

1. Prepare the ghost head: Coat the small plastic ball with petroleum jelly or oil (to keep the cheesecloth from sticking) and place it on top of the soda can or bottle.
2. Create the arms: Wrap the pipe cleaners around the can or bottle to form flowing arms for the ghost.
3. Drape the cheesecloth: Soak the cheesecloth squares in the Mod Podge mixture and wring out the excess. Gently drape the soaked cloth over the ball atop the soda can, fluffing it around the pipe cleaners to create the appearance of flowing arms.
4. Drying: Allow the ghost to dry for 24 hours until the form is stiff. If it's not stiff enough, use a cheap paintbrush to apply more Mod Podge and let it dry until firm.

Now, remove the stiffened ghost from the bottle and let your imagination run wild as you decorate! Use a felt-tip pen to draw eyes, and place a string of LED lights underneath for a magical touch. Feature the ghost on a cookie sheet or a platter, and enhance the scene with candy pumpkins and crushed Oreos to create a whimsical woodland landscape.



## Corresponding Secretary

Submitted by Barbara Martin

*During the months of September and October, the LGC sent the following:*

- *Hester & Zipperer Gift card to Vicki Menke in appreciation for two years of service as President for the years 2022-2024.*
- *A contribution was made to Second Harvest, Kid's Cafe in memory of Jim Golz, husband of Jane Golz, club president for the 2019-2020 year.*
- *A condolence card sent to Martha Nesmith for the loss of a very close friend.*
- *Thank-you card to Bill Ansley for hosting a private tour of his garden.*



## HOLIDAY ELVES NEEDED!



We are seeking a team member to coordinate a group of 10 individuals to assist Donna Slappy in creating holiday decorations for The Landings entrances. Participants will help with decorating wreaths and garlands, and will hang the decorations at the beginning of December. Additionally, they should be available to take down the decorations after Christmas (exact dates to be determined). If you would like to help, please email: [landingsgardenclub@gmail.com](mailto:landingsgardenclub@gmail.com)




## GARDEN TOUR...Layers of Green: A Deer-Proof Garden of Texture and Tranquility

Submitted by Joni Brownstein, one Skidaway Gardener to Another

Bill and Joan Ansley recently invited Landings Garden Club members on a private tour of their garden, with Bill serving as gracious guide. With thoughtful planning and deer-resistant vegetation, the Ansleys' used texture, repetition, and balance to create a garden that's both practical and beautiful.



A simple black metal fence defines the garden without disrupting the view. Subtle deer netting blends into the landscape - a smart fix after Bill watched a doe hop the four-foot height with ease.



In this section of the gated garden, podocarpus screens the driveway and creates a dark green backdrop for the vibrant hydrangeas.

A hardy rosemary shrub softens the fence line and gives off a piney aroma without obstructing the view to the marsh in the distance.



## Continue the Garden Tour...

The side yard serves as a quiet focal point, opening to sweeping views of the golf course and marsh beyond. Thoughtful plantings and soft edges guide the eye toward the horizon. The lovely green lawn is zoysia grass.



This living piece of art located in the garden is a variegated kumquat. The creamy yellow margins on the leaves create a luminous effect, catching sunlight and giving the plant a "glow" even when it's not fruiting. The green and gold striping on the kumquats mirrors the leaves variegation - a perfect visual echo that looks hand-painted.



The round leaves of tractor seats pair with elephant ears to form a lush border on one side this planting bed. Variegated flax, oleander and split philodendron round the other side, adding visual interest. A comfortable bench provides a perfect spot to view the marsh.

Florida anise thrives in our coastal climate and offers evergreen foliage and a gentle, spicy scent - a handsome alternative to viburnum for privacy.



A clump of Chinese silver grass brings movement and life to the yard as the swaying blades catch the light and breeze.

Tall canopy trees, mid-level palms, and dense ground foliage create depth and visual softness. The mix of textures and heights ensures year-round privacy without ever feeling like a harsh hedge separating neighbors.



Sometimes tidy is all you need. Fresh pine straw, pruned trees, and soft, curving edges elevate the view - proof that restraint can be just as beautiful as abundance.

*Bill and Joan,  
Thank-You for sharing your beautiful garden with us!*

THANK  
YOU

## **The Landings Garden Club, Membership Meeting Minutes: September 22, 2025**

### **Submitted by Phyllis Aaron, Recording Secretary**

Gayle welcomed all members and then introduced our new 2025 members as well as those 2024 members who were not previously recognized and she asked for any guests to be introduced.

The meeting was called to order at 10:03 am

We recited the Pledge of Allegiance and the Mindfulness Reflection.

Approval of the minutes as published in the April, 2025 Petal Pusher was made by Barbara Victor and seconded by Lisa Olson.

Corresponding Secretary, Barbara Martin, reported that a contribution in memory of Jane Golz's husband was made to Kids' Cafe. She sent condolence cards to Sally Jones and Vicki Kramer who also lost their husbands.

Vicki Menke was recognized and thanked her for all she did as President and continues to do. She was presented a gift card to Hester and Zipperer as the club's token of appreciation.

Treasurer's Report: Martha Nesmith thanked Karyn Rohan, the prior treasurer for a job well done. Her report was posted in the Petal Pusher. Martha also explained her procedure for chairs to give her receipts. She asked that all receipts be turned in to her within 30 days so she can keep her records up to date.

#### President's Report:

Website- Gayle told us that Drew in Colorado will work on creating a new website for us. He hopes to get it done by the end of October. All the data from the old website will be archived and will include links to Facebook and Instagram along with other upgrades. The Oleander District Meeting will be held on October 9, in Brunswick, GA. Gayle would like a gift basket to take and would like a group of us to go to the meeting.

#### Committee Chair Reports:

Yearbook: Thanks to Angie Stewart and Gayle Ridgway for their work on the yearbook. Gayle explained how the yearbook was set up and how to navigate the book. Committee sign-up sheets were on the table.

Petal Pusher - Linda Moore does the newsletter each month. It was pointed out that the committees are listed in A-B-C order. Linda needs the articles and reports by the first of every month.

Hospitality Chair- Jen Johnson along with her committee announced they will be using eco-friendly cups. If you wish to have your coffee in a mug, please bring your own. We have 100+ members and all will be contacted, at least once, to bring something for morning hospitality. Next month, those with last names beginning with letters A-C will be sent an email reminder it is their turn to contribute to hospitality.

Fundraising Chair - Beth Weathers

Holiday Decorations - Sue Lomax is in Maine until the end of November so Beth and Gayle will stand in for her until her return. The decorations have been located and are in poor condition so Tim Cook from TLA gave us a budget to order some new ones. Karl Stephens is aware of the situation and is willing to help. Sue could use a co-chair for this committee.

## TLC Membership Meeting Minutes: September 22, 2025, pg. 2

### Unfinished Business:

- Hess School - We have \$390 in the budget left over from the initial grant. Sara, a teacher at the school along with Judy Anderson, coordinator, plan to work with us on a project.
- Blue Star Memorial Monument located at the foot of the flag pole at the TLA needs to be cleaned up and weed cleared away.
- Savannah Area Council, Letter of Withdrawal was sent July 5, 2025. There is a new director, Sandy Champion, and a new board. Many clubs withdrew from this group but a few are still helping to maintain the gardens. There was discussion if we should send a charitable gift after the first of the year (Feb. 2026). We will reevaluate at a later date.
- The By-laws from 2-26-24 have been located with final documentation. They will be posted on the new website.
- WE NEED A VICE PRESIDENT!

### New Business:

- We had a booth at the Landlovers opening reception which we featured a trifold with photos of our various community projects. It was successful as we acquired some new members while several others showed interest in joining. A suggestion was made to "gift a membership" to a friend or neighbor. Annual dues are \$50 for inactive and \$40 for active membership.
- New Members Tea - October 1, from 2:00 - 3:00 pm at Gayle Ridgway's home. Members are encouraged to bring a friend that may like to join.
- Private Garden Tour - October 6, 10:00 am / see Meg for additional information
- The Oleander District Meeting - October 9, in Brunswick
- Buzz By Happy Hour - October 10, and evite will go out with details
- The Woodpecker Trail Olive Farm - November 13, from 8:00 - 4:00 with lunch at the Folsom's Farm House Restaurant. We will meet at the Methodist Church to carpool. Must sign-up by Wednesday, September 26. Cost is \$15 per person. We already have 10 people signed up.
- Sunday Funday - April, 19 from 10:00 - 2:00. Set up is from 10:00 - 12:00, then open to all others at noon. We need a committee for this!
- The LGC Meeting dates for 2026 -2027 have been confirmed and will need to register with Sandy at the Messiah Lutheran Church. We need program suggestions.
- Susan Nash won the raffle, a beautiful wreath designed by Donna Slappy. We sold \$125 in tickets.
- Gayle announced the \$1,000 contribution to the Garden Club was made in honor of Pat Barry.
- Hort Shorts - Meg gave a presentation on growing vegetables at The Landings. Gayle, Vicki, Joni, and Meg all grow vegetables and have some sort of fencing to keep deer out. Crushed oyster shells around the perimeter seem to deter the deer as well. Skidaway Farm has 10x20 plots available \$150. There are also some smaller plots available but you will need to check on pricing.
- At 10:40 am a move was made by Barbara Victor to adjourn the meeting.

Program: Barbard Victor introduced Pat Hackney and Leah Powell from Friends of the Coastal Gardens. They gave a presentation on the history of these lovely gardens.

# Treasurer's Report

## Submitted by Martha Nesmith

TREASURER'S REPORT 09/2025					
		OPERATIONS		WAYS & MEANS	
BEGINNING BALANCE		\$9,118.13		\$8,662.36	
DEPOSITS		\$1,020.00		\$0.00	
SUBTOTAL		\$10,138.13		\$8,662.36	
EXPENDITURES		\$923.45		\$585.74	
ACCOUNT BALANCE		\$9,124.68		\$8,076.62	
MINUS RESERVES	*	\$2,500.00		\$890.35	Hesse School Grant \$390.35
					Arbor Day Grant \$500
AVAILABLE BALANCE		\$6,714.68		\$7,186.27	
* Funds fr Savings Acct set up at Club inception. Must remain a reserve.					



## The Landings Garden Club Mission

- To function as an educational organization interested in all phases of gardening and related subjects.
- To aid in the protection of forests, marshes, native plants, wildflowers and birds.
- To maintain membership in and coordinate club interests with those of The National Garden Clubs, Inc., The Garden Club of Georgia, Inc., and The Deep South Garden Clubs, Inc.



**The Landings Garden Club**  
Is a Federated Club and a proud member of  
National Garden Clubs, Inc.  
The Deep South Garden Clubs, Inc.  
The Garden Club of Georgia, Inc.

